




Toast Painting



What you need:

Food colouring
White bread
Paint brush
Egg cups
Water

What to do:

1. Pour 1 tsp of food colouring to 2tsp water into an egg cup, to create your 'paint'. (do this with as many colours as you choose).
2. Using white bread, very lightly toast for about 1min to prevent your paint from seeping.
3. Using a thin tipped paint brush, gently use your colours to paint a picture on your toast.
4. Toast for another 1-2mins so your paint dries.
5. Enjoy your colourful toast!

Show us
your
toast!